



		2021 1 1 -2021 12 31
		2020 1 1 -2020 12 31

2021

			300682
			Longshine Technology Group Co., Ltd.
			LONGSHINE
		90	B 10 11
			214000
		90	B 10 11
			214000
			http://www.longshine.com/
			ir@longshine.com

	18	8
	010-82430973	010-82430973
	010-82430999	010-82430999
	ir@longshine.com	ir@longshine.com

	7	A 26

	48		2021 1 6 2023
	21		12 31

	2021	2020		2019
	4,639,449,467.87	3,386,979,761.83	36.98%	2,968,330,140.42
	846,881,629.38	707,097,839.17	19.77%	1,020,167,786.95
	722,679,685.74	583,594,707.15	23.83%	405,660,848.62
	163,851,943.65	388,171,710.57	-57.79%	559,833,505.69
/	0.83	0.71	16.90%	1.19
/	0.81	0.70	15.71%	1.18
	14.52%	14.13%	0.39%	31.16%
	2021	2020		2019
	8,849,787,273.48	7,738,673,953.42	14.36%	5,925,670,115.77
	6,405,957,775.70	5,535,383,023.37	15.73%	4,639,018,773.41

	0.00
	0.00
/	0.8162

	600,653,776.68	706,573,934.95	874,559,380.05	2,457,662,376.19
	49,106,553.59	69,242,019.91	66,301,083.52	662,231,972.36
	44,745,025.75	43,191,954.46	63,503,976.44	571,238,729.09
	-215,336,068.60	-154,462,868.37	27,329,155.85	506,321,724.77

	2021	2020	2019	
	8,058,603.89	-1,328.52	-898.93	
	112,015,005.28	159,193,144.73	102,701,376.46	

	-273,243.06	-36,681.94	2,031,747.57	
			109,579,163.42	
	-625,143.43	-362,589.22	1,977,152.60	
	25,223,201.44		499,885,773.84	
	-3,816,464.75	-13,129,769.56	-990,922.68	
	-1,040,947.91		-862,584.19	
	12,179,636.27	17,343,713.57	12,430,564.84	
	3,159,431.55	4,815,929.90	87,383,304.92	
	124,201,943.64	123,503,132.02	614,506,938.33	--

1 —

			2011 10 13	
			[2011]100	
				13%
		2019 4 1		16%
	1,512,608.93		3%	

OSI

21

3 —

2020 9 22

“

”

“ ”

2021

2030

“1+N”

2022 3

“

”

“

”

2021

“ ”

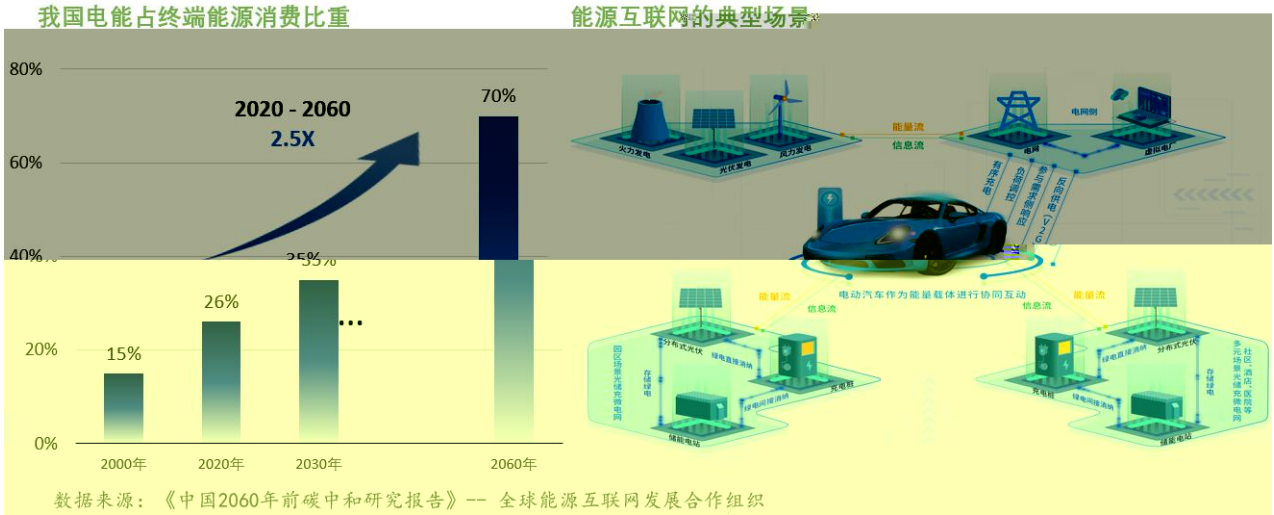
2021 10

20%

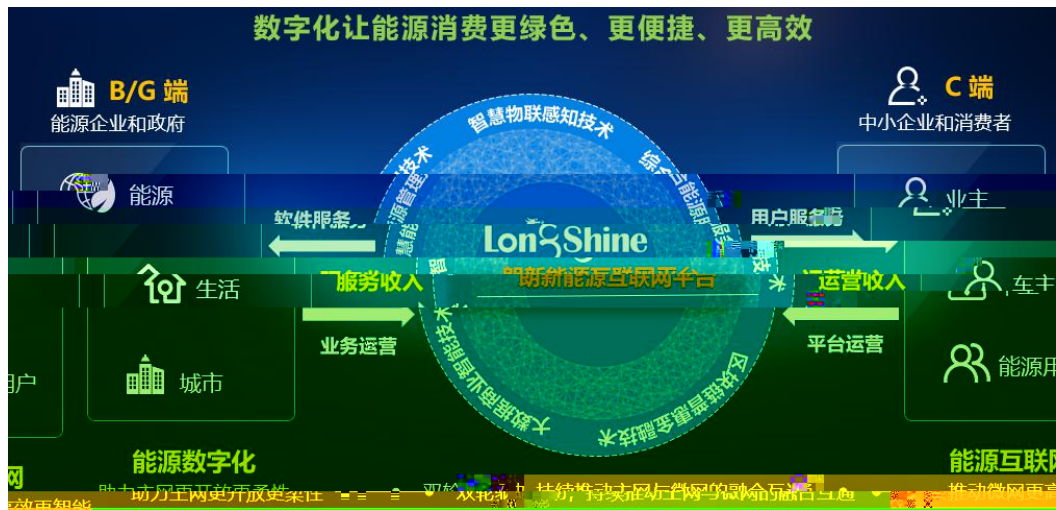
2022 1

2025

2030



APP



2021

2.0 2

3

270

400

1 2013

“ . . . ”

400+ 5300+ 3.5 +
1,300 2

“ ”
”
63,000 “ ”

2021

“ ”

/ “ / ”

400

32

210

1

“ ”

AI

“ ”

2015

“ ”

15,000

10GW

164 kWh

1,782

2

BSE

15%



“ ”+“ ”

2021

7,000 3.5 1,300 3.9

5,300

2020 400 32 210 2021

56,000 8 “ ” +

BSE 8.48 43.58% 900MW

3 2021

6,500 2,300

	2021		2020	
	4,639,449,467.87	100%	3,386,979,761.83	

2021

	349,677,371.31	7.54%	274,218,371.80	8.10%	27.52%
	324,481,691.99	6.99%	202,933,719.29	5.99%	59.90%
	301,707,910.18	6.50%	167,479,483.77	4.94%	80.15%
	7,125,478.05	0.16%	4,242,472.39	0.13%	67.96%
	4,639,449,467.87	100.00%	3,386,979,761.83	100.00%	36.98%

3 —

	2021				2020			
	600,653,776.68	706,573,934.95	874,559,380.05	2,457,662,376.19	371,479,504.00	486,534,733.68	577,024,750.81	1,951,940,773.34
	49,106,553.59	69,242,019.91	66,301,083.52	662,231,972.36	34,839,447.76	46,728,998.41	54,154,782.29	571,374,613.71

3 —

	2,371,238,139.94	1,328,511,022.91	43.97%	34.99%	43.90%	-3.47%	
	848,067,473.53	400,290,719.74	52.80%	43.58%	84.26%	-10.42%	
	1,420,143,854.40	896,417,848.82	36.88%	36.60%	29.29%	3.57%	
	1,016,508,162.35	390,082,733.50	61.63%	23.21%	47.36%	-6.28%	
	2,548,604,560.65	1,369,958,259.09	46.25%	34.97%	44.40%	-3.51%	
	850,293,193.29	692,335,195.41	18.58%	54.39%	30.95%	14.58%	

5.87%	54.12%	-5.98%
7.83%	47.51%	-7.90%

3400

2021

	26,749,746.40	1.02%	8,820,731.17	0.48%	203.26%
	14,905,600.69	0.57%	12,757,501.53	0.70%	16.84%
	13,634,853.36	0.52%	5,519,847.99	0.30%	147.02%
	10,181,446.72	0.39%	5,143,289.86	0.28%	97.96%
	9,917,168.42	0.38%	8,403,047.07	0.46%	18.02%

	3,096,720,933.90
	66.75%
	16.84%

5

1	1	1,380,980,572.93	29.77%
2	2	848,380,032.85	18.29%
3	3	413,921,513.28	8.92%
4	4	367,551,262.77	7.92%
5	5	85,887,552.07	1.85%
	--	3,096,720,933.90	66.75%

	551,232,089.18
	27.38%
	3.16%

--	--

5

1	1	215,009,841.79	10.68%
2	2	130,811,313.49	6.50%
3	3	83,748,129.00	4.16%
4	4	63,591,143.55	3.16%
5	5	58,071,661.35	2.88%
	--	551,232,089.18	27.38%

	2021	2020		
	313,589,770.40	234,507,834.09	33.72%	
	353,889,058.35	316,584,619.49	11.78%	
	-7,358,215.78	-44,605,349.61	83.50%	2020 12
	572,294,155.07	363,416,581.06	57.48%	

		Janus Cauchy		

			1 2 3	1 2
			QA	

			100	
2021				
			2021 90+ 90% 600	
			2021 45	

2021

SC

2021

--	--	--	--

3 —

	2,402,583.34		98%
	9,985,428.78	MES	99%

	2021	2020	
	4,085,760,357.29	3,269,556,105.44	24.96%
	3,921,908,413.64	2,881,384,394.87	36.11%
	163,851,943.65	388,171,710.57	-57.79%
	177,485,137.54	246,896,605.01	-28.11%
	480,198,491.80	1,585,225,107.11	-69.71%
	-302,713,354.26	-1,338,328,502.10	77.38%
	305,000,278.01	856,865,129.50	-64.41%
	392,561,633.32	140,794,689.4	1

657.791

2021

77.38%
 64.41% 7.88
 178.82%

16,385.19 84,186.88
 9,965.91 12,644.45 87,529.06

	26,364,622.01	2.99%		
	-1,067,819.33	-0.12%		
	-17,291,532.19	-1.96%		
	518,695.46	0.06%		
	5,257,402.00	0.60%		
	112,696,298.33	12.78%		

	2021		2021			
	1,966,494,31 8.15	22.22%	2,218,397,95 8.11	28.67%	-6.45%	
	2,070,847,46 0.89	23.40%	1,641,842,67 7.78	21.22%	2.18%	

	1,494,357,59 1.34	16.89%	960,164,423. 75	12.41%	4.48%	
	300,175,654. 77	3.39%	269,331,876. 23	3.48%	-0.09%	
	219,673,216. 37	2.48%	179,063,419. 14	2.31%	0.17%	
	73,028,704.5 3	0.83%	58,751,993.3 0	0.76%	0.07%	
	220,966,669. 30	2.50%	90,921,141.4 9	1.17%	1.33%	
	65,948,029.6 9	0.75%	39,129,351.0 1	0.51%	0.24%	
	14,017,238.2 0	0.16%	27,281,031.1 1	0.35%	-0.19%	
	121,488,844. 47	1.37%	184,834,605. 34	2.39%	-1.02%	
	103,686,000. 00	1.17%			1.17%	
	21,925,084.3 4	0.25%	22,280,814.0 2	0.29%	-0.04%	
	153,744,157. 13	1.74%	93,734,633.1 8	1.21%	0.53%	
	226,938,600. 00	2.56%	378,056,700. 00	4.89%	-2.33%	
	248,673,410. 71	2.81%	122,481,504. 69	1.58%	1.23%	
	65,948,029.6 9	0.75%	39,129,351.0 1	0.51%	0.24%	
	1,335,979,16 0.72	15.10%	1,289,577,56 8.86	16.66%	-1.56%	
	55,403,247.3 5	0.63%	38,844,508.2 6	0.50%	0.13%	
	819,846,678. 02	9.26%	596,644,729. 89	7.71%	1.55%	
	326,986,787. 85	3.69%	342,954,665. 51	4.43%	-0.74%	
	112,208,578. 01	1.27%	113,905,019. 95	1.47%	-0.20%	

	91,621,604.2 9	1.04%	132,426,682. 17	1.71%	-0.67%	
	528,783,710. 58	5.98%	667,910,669. 88	8.63%	-2.65%	
	45,856,258.3 5	0.52%	22,897,304.3 5	0.30%	0.22%	

1.	152,481,5 04.69	-1,074,659. 53			236,266,565. 55	137,000,00 0.00	6,000,00 0.00	256,673,410. 71
4.	378,056,7 00.00		-120,558,656 .51					226,938,600. 00
	530,538,2 04.69	-1,074,659. 53	-120,558,656 .51		236,266,565. 55	137,000,00 0.00	6,000,00 0.00	483,612,010. 71
	530,538,2 04.69	-1,074,659. 53	-120,558,656 .51		236,266,565. 55	137,000,00 0.00	6,000,00 0.00	483,612,010. 71
	2,490,131. 07	6,840.20			1,500,000.00		-244,426. 42	3,738,864.45

--	--	--

2021

		--

2021 01 22

315,000,000.00

220,966,669.30

32,782,327.74 (34,327,044.72)

2021 12 31

14,000,000.00

26,820,600.00

480,198,491.80	1,585,225,107.11	-69.71%

			50,000.00	24.18%						0.00	-7,500,798.4			

			00.0 0								4			
(
	--	--	50,0 00,0 00,0 0	--	--	--	--	--	--	0.00	-7,500 ,798.4 4	--	--	--

					135,93 9,399. 67	220,96 6,669. 30		56.92 %	518,4 40,00 0.00	0.00				
	--	--	--		135,93 9,399. 67	220,96 6,669. 30	--	--	518,4 40,00 0.00	0.00	--	--	--	

(a)									
(b)									
(c)									
(d)									
(e)									
(f)								0.00	
()									
()									
()									
()									
()									
()									
()								0.00	
()									

a)

b)

c)

2020		80,000	19,859.2 1	42,871.5 1	0	0	0.00%	35,962.6 4	1.9	0
	--	80,000	19,859.2 1	42,871.5 1	0	0	0.00%	35,962.6 4	--	0
2021 12 31 2021 198,592,038.41 428,715,038.98 359,626,458.38 186,693,822.86 190,000,000.00 , 3,306,177.14										

	()		(1)		(2)	(3) (2)/(1)				
1.		31,328.5	31,328.5	10,149	11,017.2	35.17%	2023	0	0	

				.97	7		12 31				
2.		25,707.2	25,707.2	9,709. 24	10,055.7 9	39.12%	2023 12 31	0	0		
3.		22,964.3	21,798.4 5		21,798.4 5	100.00%	2023 12 31	0	0		
	--	80,000	78,834.1 5	19,859 .21	42,871.5 1	--	--	0	0	--	--
	--	80,000	78,834.1 5	19,859 .21	42,871.5 1	--	--	0	0	--	--

	1.9

10%

			5000	1,173,139, 166.54	867,664,15 8.60	848,067,47 3.53	224,481,21 6.96	229,670,12 7.34
			17548.885 7	2,303,918, 228.57	2,023,525, 743.25	1,420,143, 854.40	420,726,54 4.63	372,500,55 5.60



Qf 0 € 5V Eñ0 € VF! •5)! '5dbbyS^ YS,, á € T QY1~^ð " °ø P UPPCĐ

2021

“ ”

+

“ + ”

B2B2C

“ + ”

2021

2022

“ ” “ ” “ ” “ ” “ ”

”

“ ”

“ + ”

“

+ ”

“ + ”

+

+

10

APP

2021-2035

2025

20%

2021 12

20% 2021

784

2021

“ ” “ ”

2022
Know How “ ”

“ ”

+

2022

1

2.0

25%

2022

2

“ ”

+

“ ”

GMV

10%

3

4 2022

1

50%

2

3

10%

“ ”

4

5

2021 01 12						www.cninfo.com.c n " "
2021 01					2020	

25						www.cninfo.com.cn " "
2021 03 31					2020	www.cninfo.com.cn " "
2021 04 22						www.cninfo.com.cn " "
2021 08 27					2021	www.cninfo.com.cn " "
2021 09 01					2021	www.cninfo.com.cn " "
2021 09 13						www.cninfo.com.cn " "
2021 10 08						www.cninfo.com.cn " "
2021 10 29					2021	www.cninfo.com.cn " "
2021 12 01						www.cninfo.com.cn " "

1

2

3

8

3

1

1

4

3

1

5

6

7

2021		72.13%	2021 01 05	2021 01 05	2021 2021-001
2021		72.07%	2021 02 22	2021 02 22	2021 2021-023
2020		58.19%	2021 04 20	2021 04 20	2020 2021-046

				58	2013 12 13	2022 12 26	38,286 ,207	0	0	0	38,286 ,207	
				60	2018 04 26	2022 12 26	3,260, 000	0	500,70 0	0	2,759, 300	
				59	2013 12 13	2022 12 26	0	0	0	0	0	
				49	2013 12 13	2022 12 26	1,920, 000	0	0	0	1,920, 000	
				45	2015 04 08	2022 12 26	0	0	0	0	0	
				61	2019 07 22	2022 12 26	0	0	0	0	0	
				48	2015	2022	0	0	0	0	0	

					04 08	12 26							
				40	2019 12 27	2022 12 26	0	0	0	0	0		
				50	2013 12 13	2022 12 26	1,926, 650	0	0	0	1,926, 650		
				53	2016 12 26	2022 12 26	720,00 0	0	0	0	720,00 0		
				58	2018 07 02	2022 12 26	0	0	0	0	0		
				57	2017 12 21	2022 12 26	0	0	0	0	0		
				46	2016 12 14	2022 12 26	0	0	0	0	0		
				50	2019 12 27	2022 12 26	0	0	0	0	0		
				48	2019 12 27	2022 12 26	171,35 0	0	0	0	171,35 0		
	--	--	--	--	--	--	46,284 ,207	0	500,70 0	0	45,783 ,507	--	--

2021

8

1964

1989

1989 1996

1996

1962

2018 4

1963

1987 1996

1996

1973

MBA 1998 2010

2011

2013 7

1974

2011 2013

2013 2014

2014 2016

2015 2016

2016 10

1982

2017

2014

3

3

1964

1996 5

2009 2018

2018 7

1965

CDC

1999

2012

2020 6

2017 12

1976 6

1998 2002

2002

2010

2010

HRBP 2013

HRBP 2016 12

2021

“ ”
“ ”

W2 Networks, 1972 Fastmobile 2008 2010 1996 2008 World Wide Packets, Lucent, 2010

1998 2009 1972 2009 2010 1994 1998
2010 2012 2012 9 2013 12
2000 1969 2000 2001 1992 1999 1999
2002 2001 2002



			58		123.02	
			60		168.32	
			59		133.35	
			49		133.72	
			45		0	
			48		11.82	
			61		11.82	
			40		11.82	
			50		133.35	
			53		81.82	
			50		92	
			48		127.29	
			46		31.93	
			59		0	
			57		32.48	

2021

	--	--	--	--	1,092.74	--
--	----	----	----	----	----------	----

	2021 01 28	2021 01 28	
	2021 02 03	2021 02 03	
	2021 02 05	2021 02 06	2021
	2021 03 30	2021 03 31	<2020 > <2020 > <2020 > <2020 > <2020 > 2020 2020 2021 <2020 > < > 2021 2021

			<p><2020</p> <p>></p> <p>2020</p> <p>2020</p> <p><</p> <p>></p> <p><</p> <p>></p> <p><</p> <p>></p> <p>2018</p> <p>2020</p>
	2021 04 28	2021 04 29	<p><2021</p> <p>></p> <p>2018</p>
	2021 06 25	2021 06 25	
	2021 07 23	2021 07 23	
	2021 08 09	2021 08 09	<p>2020</p> <p>2018</p> <p>2020</p> <p>2018</p>

2021

	2021 08 26	2021 08 27	2021 <2021 >
	2021 09 24	2021 09 25	
	2021 10 25	2021 10 25	
	2021 10 28	2021 10 29	2021 2018 2018 2020
	2021 11 12	2021 11 12	
	2021 11 23	2021 11 23	2018 2018 < >
	2021 12 03	2021 12 03	
	2021 12 24	2021 12 24	
	2021 12 31	2022 01 01	

2021

			2022
--	--	--	------

	17	10	7	0	0		3
	17	10	7	0	0		3
	17	10	7	0	0		3
	17	10	7	0	0		3
	17	0	17	0	0		0
	17	2	15	0	0		1
	17	1	16	0	0		0
	17	2	15	0	0		1

			2021 03 19	<2020 > <2020 > 2021 2020 2021			
			2021 04 21	2021 2021			
		5	2021 08 16	2021 1 1 2021 6 30 2021 2021			
			2021 10 22	2021 1 1 2021 9 30 2021			
			2021 12 24	2021			
		5	2021 01 28	2018			

			2021 03 19
			2020 2021
			2021 08 02
			2020
			2021 10 22
			2018 2020
			2021 11 16
			2018
		0	
		0	

	2,880
	3,140
	6,020
	6,020
	4
	0
	477
	5,097
	78
	368
	6,020
	4,374
	361
	8
	1,2,

2021

10	0
10	1.20
10	0
	1,037,653,106
	124,518,372.72
	107,380,201.91
	231,898,574.63
	462,055,897.30
	100.00%

20

	()	2021		
846,881,629.38		2,780,380,603.59	2021	513,395,441.44
	1,379,502,321.09			
462,055,897.30				
	2022 3 24			1,037,653,106
10	1.2		124,518,372.72	
		9	—	
2021 4 6				7,910,010
	15.06 /	12.28 /	107,380,201.91	
2021			231,898,574.63	

2018

2018 0 3

2018

<

2018

>

1

489

1

2

ÅP BSM - IE 7p / Å

2

18

A

3

œ

63,06,3716Ñ

6,76,60000

2021

5 10 2018

1

								/			/		
		0	0	0	0	0	0	37.03	1,200,000	0	5.400	600,000	600,000
		0	0	0	0	0	0	37.03	120,000	0	5.246	120,000	0
		0	0	0	0	0	0	37.03	150,000	0	9.13	45,000	105,000
		0	0	0	0	0	0	37.03	1,200,000	0	5.400	600,000	600,000
		0	0	0	0	0	0	37.03	500,000	0	9.13	150,000	350,000
		0	0	0	0	0	0	37.03	900,000	0	5.246	900,000	0
		0	0	0	0	0	0	37.03	60,000	0	5.246	60,000	0
	--	0	0	0	0	--	0	--	4,130,000	0	--	2,475,000	1,655,000

2021		3 —	
	5,855,468.67	130,357,949.23	124,502,480.56
		77,158,870.15	59.19%

	2022 03 25	
	http://www.cninfo.com.cn	
		100.00%
		100.00%
	<ol style="list-style-type: none"> 1. 2. 3. 4. 5. 6. 	<ol style="list-style-type: none"> 1. 2. 3. 4. 5.
	<ol style="list-style-type: none"> 1. 0.5% 2. 5% <ol style="list-style-type: none"> 1. 0.25% 0.5% 2. 1.5% 5% 	<ol style="list-style-type: none"> 1. 0.5% 2. 5% <ol style="list-style-type: none"> 1. 0.25% 0.5% 2. 1.5% 5%

2021

	1. 0.25%	1. 0.25%
	2. 1.5%	2. 1.5%
		0
		0
		0
		0

			1 /			
			36			
			/			
		2	20	6		
			6		/	
					6	
		3		/		2019
						06
						24
		4		/		
			/			
					5	
					/	
		1	/			
				/		
		"	"	12		2019
						06
			/			24
				36		
					/	

			12 /			
			12			
			2 /			
			3 /			
			/			
		4				
			/			
		1 /		36		
		/		2		
		/		3	2019	
		/		,	06	36
				/	24	
			4			
			/			
		1			2018	
					12	36
				2018	31	
		2019	2020			
		2018 12 31		2021		

				2018	2019	2020			
				"	"				
			15,000	20,000	25,000				
			2018	12	31		2021		
			2021			31,900			
				"	"				
			2018	2019	2020				
			"	"	11,000	12,500			
			15,500			2018	12	31	
				2021	2021				
			20,000					"	
				"					
				2					
					"	"			
					"	"			
					=				
			-						
						=			
			"						
			/				2020		
			/				08	24	
				/			01		
				12	/				
				/					
						15%			

			13 24			
			/			
			13 /			
			15% /			
			/			
			3 /			
			25%			
				18		6
			7 12			
			12			
			2 /			
				6		20
					6	
			6 /			
			/			
			/			
			/			
						1
			"			
	Yue Qi Capital Limited		YUE QI 2020 11 18 2021 5 18	6	2020 11 18	6

2021



2017 7 19

2019 6 18



2018 01 01
2018 12 31



15,000 17,381.14

2018 10 31

<http://www.cninfo.com.cn>

2019 01 01

0



2019	01	2019	12		
01		31		12,500	20,692.87

31232.00

2018	2021 4 28	
21 — ()		
2021 <		
> ()		
[2021] 9) < 14		
> ([2021] 1)		
2021	2021	
1 1		
2021		
2020		

2021

2022 6 30

2021

(a)

(i)

	2021 1 1
	39,129,351.01
	22,280,814.02
	16,848,536.99

(ii)

	2021 1 1
	13,779,344.00
	7,677,083.27
	6,102,260.73

() 2021 1 1

4.7%

	56,770,201.53	24,383,316.54
	53,735,485.58	22,991,273.12
	(14,606,134.57)	(9,211,929.12)
	39,129,351.01	13,779,344.00

	438
	5
	5 1

871.76 42
15 0 2953.2 27

	(41,39 2.15	16.24 %	43,00 0					
)												
						36,75 5.13	19.69 %	50,00 0					
				--	--	78,14 7.28	--	93,00 0	--	--	--	--	--

2021

= F2+X

2021

				2020/6/15-2023/3/14	146.19	
				2020/6/15-2023/3/14	1392.16	
				2020/6/15-2023/3/14	292.38	
				2020/6/15-2023/3/14		

10%

10%

2021

	2020 11 27	31,500	2020 12 16	31,500				8		
B1			0	B2						10,368.6
B3			31,500	B4						10,368.6
A1+B1+C1			0	A2+B2+C2						10,368.6
A3+B3+C3			31,500	A4+B4+C4						10,368.6
A4+B4+C4										1.62%

		3,100	800	0	0
		3,100	800	0	0

	315,013,570	30.85%	0	0	0	-7,064,454	-7,064,454	307,949,116	29.45%
1	0	0.00%	0	0	0	0	0	0	0.00%
2	0	0.00%	0	0	0	0	0	0	0.00%
3	315,013,570	30.85%	0	0	0	-7,064,454	-7,064,454	307,949,116	29.45%
	263,955,589	25.85%	0	0	0	0	0	263,955,589	25.25%
	51,057,981	5.00%	0	0	0	-7,064,454	-7,064,454	43,993,527	4.21%
4	0	0.00%	0	0	0	0	0	0	0.00%
	0	0.00%	0	0	0	0	0	0	0.00%
	0	0.00%	0	0	0	0	0	0	0.00%
	706,262,156	69.15%	24,773,740	0	0	6,536,154	31,309,894	737,572,050	70.55%
1	706,262,156	69.15%	24,773,740	0	0	6,536,154	31,309,894	737,572,050	70.55%
2	0	0.00%	0	0	0	0	0	0	0.00%
3	0	0.00%	0	0	0	0	0	0	0.00%
4	0	0.00%	0	0	0	0	0	0	0.00%
	1,021,275,726	100.00%	24,773,740	0	0	-528,300	24,245,440	1,045,521,166	100.00%

2021

2021 3 15

2021 5 10

2021 6 15

2021 31

1

2021

1 2021 5 10 2018

2021 31 2021

2020 12 31

2021 31

	62,099,800	0	0	62,099,800		2022/6/24
	63,492,063	0	0	63,492,063		2022/6/24
	37,504,007	0	0	37,504,007		2022/6/24
	34,849,126	0	0	34,849,126		2022/6/24

	34,177,777	0	0	34,177,777		2022/6/24
	33,872,619	0	0	33,872,619		2022/6/24
	19,591,189	0	0	19,591,189		2022/6/24
	15,873,015	0	0	15,873,015		2022/6/24
2018	3,000,675	1,500,337	0	1,500,338	2018	2022 1 30 40%
2018	7,708,800	7,153,317	0	190,683	2018 364,800 2021 12	
2020	650,000	195,000	0	455,000	2020	2022 10 30 40% 2023 10 30 30%
	240,000	0	600,000	840,000		
	307,500	0	127,500	435,000		
	244,987	0	600,000	844,987		
	1,170,000	0	925,000	2,095,000		
	68,512	0	60,000	128,512		

2021

	314,850,070	8,848,654	2,312,500	307,949,116	--	--

2020		9.25	8,119,575	2021 09 17	8,119,575		www.cninfo.com.cn	2021 09 16

“ ”

	13,543		12,285		0		0		0
				9		9			
		5%		10					
Yue Qi Capital Limited		14.36 %	150,144,840	0.00	0	150,144,840			
		12.09 %	126,402,660	0.00	0	126,402,660			65,350,000
		11.10 %	116,099,800	0.00	62,099,800	54,000,000			
		7.42%	77,592,940	71712694.00	0	77,592,940			
		6.07%	63,492,063	0.00	63,492,063	0			
		4.84%	50,640,120	0.00	0	50,640,120			22,725,333
		3.66%	38,286,2	0.00	37,504,0	782,20			

2021

		07		07	0	
3.33%	34,849,1	26	0.00	34,849,1	26	0
3.27%	34,177,7	77	0.00	34,177,7	77	0
3.24%	33,872,6	19	0.00	33,872,6	19	0

10
4

I

		27,403,253		27,403,253
		11,435,263		11,435,263
		10,698,040		10,698,040
		8,018,864		8,018,864
		7,910,010		7,910,010
10	10			10
10				
5				

10

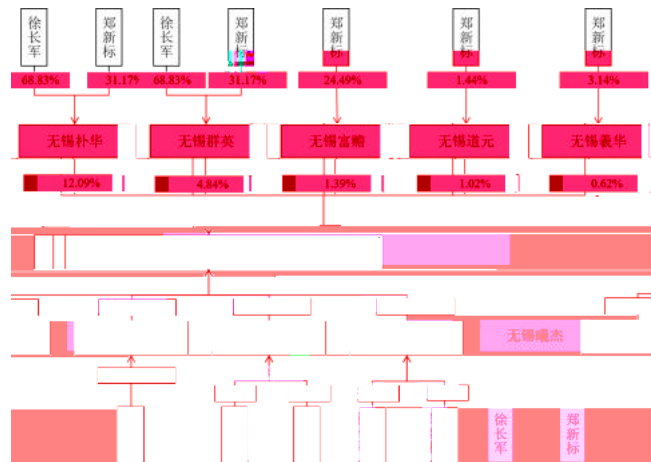
10

10

10

	/			
		2012 11 12	91320200058601116 6	
		2012 12 17	91320200058688039 C	

10			



2021

	/			
--	---	--	--	--

Yue Qi Capital Limited 2012 10 10 9,43/

100	“	2020	1182	”	2020	12	9	800.00				
		80,000										
	“	2020	1275	”	80,000			2021	1	6		
	“	”	“123083”									
					2020	12	15		2021	6	15	
		2026	12	8								
1		2020		“	”			15.45 /		2021	4	29
2	2020								“	”		
	15.40 /				2021	9	17					
3												

							()	
	2021 6 15 2026 12 8	8,000,000	800,000,00 0.00	198,966,00 0.00	12,919,195	0.19%	601,034,00 0.00	75.13%

1				587,512	58,751,200.00	9.78%
2				427,877	42,787,700.00	7.12%
3				304,818	30,481,800.00	5.07%
4				221,433	22,143,300.00	3.68%
5				216,070	21,607,000.00	3.59%

2021

6			165,483	16,548,300.00	2.75%
7			149,782	14,978,200.00	2.49%
8			149,337	14,933,700.00	2.48%
9			145,390	14,539,000.00	2.42%
10			140,950	14,095,000.00	2.35%

2021 12 31

884,978.73

232,368.91

26.26%

2021 4 26

SDB[2021]008

2021

AA

AA

: 0.30%

0.50%

1.00%

1.50%

1.80%

2.00%

110

	3.89	3.77	3.18%
	26.26%	27.83%	-1.57%
	3.61	3.47	4.03%
	71,766.69	59,093.09	21.45%
EBITDA	42.90%	39.75%	3.15%
	36.64	532.33	-93.12%

	2022 03 25
	(2022) 10061

--	--

	2021 12 31	2020 12 31
	1,966,494,318.15	2,218,397,958.11
	8,000,000.00	30,000,000.00
	153,744,157.13	93,734,633.18
	2,070,847,460.89	1,641,842,677.78

	141,188,371.21	167,207,795.92
	84,594,977.51	65,790,357.13
		642,540.11
	300,175,654.77	269,331,876.23
	1,494,357,591.34	960,164,423.75
	35,322,705.80	24,706,298.03
	6,254,725,236.80	5,471,176,020.13
	219,673,216.37	179,063,419.14
	226,938,600.00	378,056,700.00
	248,673,410.71	122,481,504.69
	73,028,704.53	58,751,993.30
	220,966,669.30	90,921,141.49
	65,948,029.69	
	81,320,163.29	70,805,948.35
	20,071,180.26	10,085,751.48
	1,335,979,160.72	1,289,577,568.86
	47,059,654.46	24,909,397.72
	55,403,247.35	38,844,508.26
		4,000,000.00

	9,330,080.17	7,070,868.41
	45,856,258.35	22,897,304.35
	1,064,299.58	1,580,569.58
	3,738,864.45	2,490,131.07
	714,384,297.47	701,949,543.29
	2,323,689,086.25	2,153,780,856.27
	1,045,521,166.00	1,021,275,726.00
	92,115,531.82	122,609,412.20
	2,524,457,671.81	2,181,666,118.18
	120,591,889.78	65,334,625.00
	-108,502,790.86	27,503,499.14
	192,577,483.12	141,237,938.98
	2,780,380,603.59	2,106,424,953.87
	6,405,957,775.70	5,535,383,023.37
	120,140,411.53	49,510,073.78
	6,526,098,187.23	5,584,893,097.15
	8,849,787,273.48	7,738,673,953.42

2021 12 8 3 "

ò ^a

	834,867,109.49	658,095,241.75
	7,621,262.73	12,196,977.61
	923,691,034.89	485,355,134.31
	2,616,891.34	5,314,607.77
	1,074,003,166.56	712,687,893.92
	51,427.25	
	3,461,940,901.36	2,818,385,795.61
	4,194,066,133.84	4,043,660,797.98
	226,938,600.00	378,056,700.00
	43,833,314.06	29,907,973.59
	25,607,191.61	24,093,779.63
		1,172,676.99
	50,476,154.29	
	9,400,734.29	7,667,088.84
	23,528,884.61	23,528,884.61
	25,488,909.95	19,524,098.92
	34,857,665.51	14,837,746.58
	4,634,197,588.16	4,542,449,747.14
	8,096,138,489.52	7,360,835,542.75

	534,139,293.40	398,416,283.17
	34,815,045.30	42,870,157.94
	183,630,145.30	202,910,586.74
	28,137,616.88	43,028,180.92
	190,458,767.36	96,844,515.24
	32,158,953.42	148,387.10
	50,946,359.29	39,629,251.62
	1,054,286,180.95	823,847,362.73
	528,783,710.58	667,910,669.88
	19,555,167.50	
	27,000,000.00	11,250,000.00
	575,338,878.08	679,160,669.88
	1,629,625,059.03	1,503,008,032.61
	1,045,521,166.00	1,021,275,726.00
	92,115,531.82	122,609,412.20

2021

	3,985,891,609.10	3,571,502,699.51
	120,591,889.78	65,334,625.00
	-108,502,790.86	27,503,499.14
	192,577,483.12	141,237,938.98
	1,379,502,321.09	1,039,032,859.31
	6,466,513,430.49	5,857,827,510.14
	8,096,138,489.52	7,360,835,542.75

	2021	2020
	4,639,449,467.87	3,386,979,761.83
	4,639,449,467.87	3,386,979,761.83
	3,874,054,182.05	2,721,732,564.33
	2,625,219,591.47	1,833,815,317.83
	16,419,822.54	18,013,561.47
	313,589,770.40	234,507,834.09
	353,889,058.35	316,584,619.49
	572,294,155.07	363,416,581.06
	-7,358,215.78	-44,605,349.61
	24,736,853.65	1,526,331.19

	33,149,815.87	46,114,665.06
	112,696,298.33	160,382,005.33
	26,364,622.01	-976,079.92
	-7,957,498.53	-1,858,385.09
-		
	-1,067,819.33	-494,894.39
-	-17,909,942.09	2,746,336.24
-	618,409.90	-2,903,487.65
-	152,360.69	-1,328.52
	886,249,215.33	823,999,748.59
	518,695.46	384,648.82
	5,257,402.00	13,394,071.04
	881,510,508.79	810,990,326.37
	39,641,700.71	96,556,266.24
	841,868,808.08	714,434,060.13
1.	841,868,808.08	714,434,060.13
2.		
1.	846,881,629.38	707,097,839.17
2.	-5,012,821.30	7,336,220.96
	-136,006,290.00	27,503,499.14
	-136,006,290.00	27,503,499.14

	-136,006,290.00	27,503,499.14
1.		
2.		
3.	-136,006,290.00	27,503,499.14
4.		
5.		
1.		
2.		
3.		
4.		
5.		
6.		
7.		
	705,862,518.08	741,937,559.27
	710,875,339.38	734,601,338.31
	-5,012,821.30	7,336,220.96
	0.83	0.71
	0.81	0.70

	2021	2020
	1,965,339,111.28	1,554,457,169.95
	1,129,673,019.50	867,906,746.61
	7,438,533.44	9,619,140.85
	128,679,105.59	132,483,729.42
	193,924,756.09	164,371,134.13
	279,555,599.88	169,276,812.88
	4,311,086.08	-21,317,175.11
	24,882,190.34	1,833,771.78
	21,220,229.76	23,159,557.69
	58,588,968.96	75,299,979.73
	242,783,863.09	77,262,956.23
	2,234,713.09	2,862,956.23
-		
	-1,074,659.53	-499,496.89
-	-9,529,480.77	-5,659,372.77
-	1,335,914.30	-2,292,374.97
-	2,970.86	
	513,864,587.61	376,228,472.50
	153,739.82	168,625.62
	3,812,739.89	12,471,787.93
	510,205,587.54	363,925,310.19

	-3,189,853.90	23,287,045.01
	513,395,441.44	340,638,265.18
	513,395,441.44	340,638,265.18
	-136,006,290.00	27,503,499.14
	-136,006,290.00	27,503,499.14
1.		
2.		
3.	-136,006,290.00	27,503,499.14
4.		
5.		
1.		
2.		
3.		
4.		
5.		
6.		
7.		
	377,389,151.44	368,141,764.32

	182,892,505.33	193,943,564.80
	472,366,047.82	356,682,587.86
	3,921,908,413.64	2,881,384,394.87
	163,851,943.65	388,171,710.57
	149,921,556.50	243,886,434.08
	2,673,464.90	882,305.17
	307,900.11	127,865.76
	1,870,973.53	
	22,711,242.50	2,000,000.00
	177,485,137.54	246,896,605.01
	187,015,120.55	70,055,083.85
	280,340,008.00	1,410,125,093.31
		103,471,046.34
	12,843,363.25	1,573,883.61
	480,198,491.80	1,585,225,107.11
	-302,713,354.26	-1,338,328,502.10
	116,814,278.01	23,023,620.07
	162,186,000.00	38,500,000.00
		788,341,509.43
	26,000,000.00	7,000,000.00
	305,000,278.01	856,865,129.50
	70,261,810.00	56,489,000.00

2021

	855,878.28	4,687,074.24
	133,909,448.67	74,382,615.20
	9,000,000.00	5,600,000.00
	187,534,496.37	5,236,000.00
	392,561,633.32	140,794,689.44
	-87,561,355.31	716,070,440.06
	-66,637.52	-166,307.13
	-226,489,403.44	-234,252,658.60
	1,614,839,765.16	1,849,092,423.76
	1,388,350,361.72	1,614,839,765.16

	2021	2020
	1,379,025,756.62	1,415,199,278.10
	280,383.64	2,029,426.26
		114,486,337.73
	1,578,350,320.33	1,531,715,042.09
	546,989,576.76	502,255,520.99

	76,660,310.00	130,416,000.00
	244,993,440.00	74,400,000.00
	727,061.19	28,345.90
	690,072,027.01	419,245,049.30
	1,012,452,838.20	624,089,395.20
	30,221,824.43	24,397,297.40
	101,000,000.00	787,023,893.31
	1,205,496,000.00	534,997,613.90
	1,336,717,824.43	1,346,418,804.61
	-324,264,986.23	-722,329,409.41
	111,813,278.01	11,993,620.07
	43,000,000.00	21,000,000.00
		788,341,509.43
	453,000,000.00	220,000,000.00
	607,813,278.01	1,041,335,129.50
	43,000,000.00	25,989,000.00
	855,878.28	4,687,074.24
	124,073,906.96	68,165,050.46
	450,177,670.90	210,000,000.00
	618,107,456.14	308,841,124.70
	-10,294,178.13	732,494,004.80
	-43,470.10	-150,570.41
	-351,290,340.67	271,187,512.05

2021

	847,158,419.23	575,970,907.18
	495,868,078.56	847,158,419.23

2021										
------	--	--	--	--	--	--	--	--	--	--

1,0	12									
21,	2,6	2,18	65,3	27,5	141,	2,10	5,53	49,5	5,58	
275	09,	1,66	34,6	03,4	237,	6,42	5,38	10,0	4,89	
,72	41	6,11	25,0	99,1	938.	4,95	3,02	73,7	3,09	
6.0	2.2	8.18	0	4	98	3.87	3.37	8	7.15	
0	0									

1,0	12									
21,	2,6	2,18	65,3	27,5	141,	2,10	5,53	49,5	5,58	
275	09,	1,66	34,6	03,4	237,	6,42	5,38	10,0	4,89	
,72	41	6,11	25,0	99,1	938.	4,95	3,02	73,7	3,09	
6.0	2.2	8.18	0	4	98	3.87	3.37	8	7.15	
0	0									

24,	-30									
245	,49	342,	55,2	-136	51,3	673,	870,			
,44	3,8	791,	57,2	,006,	39,5	955,	574,			
0.0	80	552,	4,7	290.	44.1	649.	752.			
0	7	65	8	00	4	72	33	5		

405.

AS 2

2021

					-136		846,	710,	-5,0	705,
					,006,		881,	875,	12,8	862,
					290.		629.	339.	21.3	518.
					00		38	38	0	08
	24,	-30								
	245	,49	342,	56,5				279,	84,6	364,
	,44	3,8	791,	76,6				966,	43,1	609,
	0.0	80.	553.	25.7				487.	59.0	646.
	0	38	63	8				47	5	52
	11,									
	326		99,5	56,5				54,3	13,0	67,3
1	,24		60,6	76,6				10,2	45,9	50,1
	5.0		20.5	25.7	À			39.7	42.2	81.9
	0		3	8				5	3	8
	12,	-30								
	919	,49	183,					166,		166,
2	,19	3,8	689,					30 114,		114,
	5.0	80.	078.					392.		392.
	0	38	31					93		93
			124,					124,		130,
			483,					483,	5,87	357,
3			761.					761.	4,18	949.
			56					56	7.67	23
			-64,					-64,	65,7	781,
			941,					941,	23,0	122.
4			906.					906.	20,3	38
			77					77	5	

2`ð

4															
1															
2															
3															
4															
5															
6															
1															
2															
	1,0		92,	2,52	120,	-108		192,	2,78	6,40	120,	6,52			
	45,		11	4,45	591,	,502,		577,	0,38	5,95	140,	6,09			
	521		5,5	7,67	889.	790.		483.	0,60	7,77	411.	8,18			
	,16		31.	1.81	78	86		12	3.59	5.70	53	7.23			
	6.0		82												
	0														

	2020														

	680 ,33 1,9 93. 00				2,52 3,16 1,63 2.13	164, 350, 662. 88			106, 216, 783. 08		1,49 3,65 9,02 8.08		4,63 9,01 8,77 3.41	101,7 62,18 6.98	4,740 ,780, 960.3 9
									957, 329. 38		9,71 6,91 5.92		10,6 74,2 45.3 0	-73,9 71.27	10,60 0,274 .03
	680 ,33 1,9 93. 00				2,52 3,16 1,63 2.13	164, 350, 662. 88			107, 174, 112. 46		1,50 3,37 5,94 4.00		4,64 9,69 3,01 8.71	101,6 88,21 5.71	4,751 ,381, 234.4 2
	340 ,94 3,7 33. 00		122 ,60 9,4 12. 20	-341 ,495, 513. 95	-99, 016, 037. 88	27,5 03,4 99.1 4		34,0 63,8 26.5 2		603, 049, 009. 87		885, 690, 004. 66	-52,1 78,14 1.93	833,5 11,86 2.73	
						27,5 03,4 99.1 4				707, 097, 839. 17		734, 601, 338. 31	7,336 ,220. 96	741,9 37,55 9.27	
	709 ,28 8.0 0		122 ,60 9,4 12. 20	-1,2 61,0 68.9 5	-97, 344, 306. 88					-1,9 38,1 13.6 8		217, 463, 824. 45	-53,9 14,36 2.89	163,5 49,46 1.56	
1	709 ,28 8.0 0		122 ,60 9,4 12. 20	7,66 2,09 0.27	3,71 1,37 1.88							127, 269, 418. 59	11,03 0,000 .00	138,2 99,41 8.59	
2															

2021



89,6 -101

28,5 ,055,

11.8 708.

1 76

-98,

551,

671.

03

-1,6

71,7

31.0

0

34,0

63,8

26.5

2

-1,9

38,1

13.6

8

-102

,110,

715.

0

190,

684,

698,

57

-100

,489

,784

.71

3,775

,294.

44

-1.

194,4


59,48

5.01

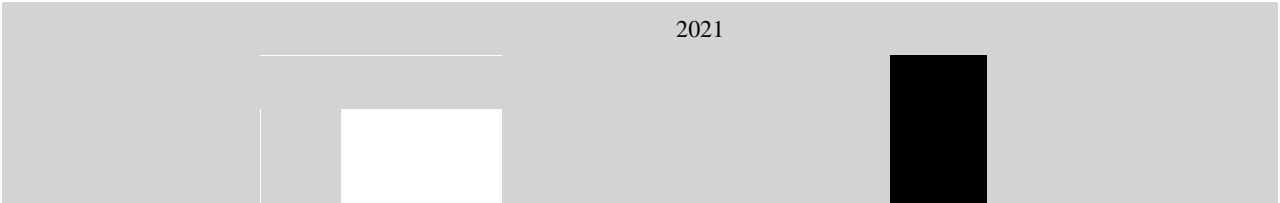
-169,

209,4

42.04



5															
6															
1															
2															
	1,0		122	2,18	65,3	27,5		141,	2,10	5,53	49,51	5,584			
	21,		,60	1,66	34,6	03,4		237,	6,42	5,38	0,073	,893,			
	275		9,4	6,11	25.0	99.1		938.	4,95	3,02	.78	097.1			
	,72		12.	8.18	0	4		98	3.87	3.37		5			
	6.0		20												
	0														




	24,24 5,440 .00			-30,4 93,8 80.3 8	414,38 8,909. 59	55,257 ,264.7 8	-136,0 06,290 .00		51,339 ,544.1 4	340, 469, 461. 78		608,685, 920.35
							-136,0 06,290 .00			513, 395, 441. 44		377,389, 151.44
	24,24 5,440 .00			-30,4 93,8 80.3 8	414,38 8,909. 59	56,576 ,625.7 8						351,563, 843.43
1	11,32 6,245 .00				99,560 ,620.5 3	56,576 ,625.7 8						54,310,2 39.75
2	12,91 9,195 .00			-30,4 93,8 80.3 8	183,68 9,078. 31							166,114, 392.93
3					130,35 7,949. 23							130,357, 949.23
4					781,26 1.52							781,261. 52
									51,339 ,544.1 4	-172, 925, 979. 66		-120,267 ,074.52
1									51,339 ,544.1 4	-51,3 39,5 44.1 4		
2							-1,319, 361.00			-121, 586, 435. 52		-120,267 ,074.52
3												
1												

2021

2												
3												
4												
5												
6												
1												
2												
	1,045			92,1	3,985,	120,59	-108,5		192,57	1,37		
	,521,			15,5	891,60	1,889.	02,790		7,483.	9,50		6,466,51
	166.0			31.8	9.10	78	.86		12	2,32		3,430.49
				2						1.09		

Δ	2020											
	6Ñ\											



	00				5.00							
1	340, 234, 445. 00				-340,2 34,44 5.00							
2												
3												
4												
5												
6												
1												
2												
	1,02 1,27 5,72 6.00			122, 609, 412. 20	3,571, 502,6 99.51	65,33 4,625. 00	27,50 3,499. 14		141,2 37,93 8.98	1,039,0 32,859. 31		5,857,82 7,510.14

(1)

() ()
 ([2013]233)
) () ())
 2013 9 26 (() [2013] 161) 2013
 12 23 330100400016254 2020 2

90

B 10 11

91320200747189665N

2021 12 31

1,045,521,166.00

1.00

(2)

2021

2021 12 31

УФД № 1/БН)б, Б •л у

2021

1 1 12 31

12

1

2

(a)

(i)

(ii)

(iii)

(b)

(c)

(d)

(a)

(b)

(c)

(d)

(e)

(a)

(b)

(c)

(d)

		8	0%	12.50%
		3-5	0%-5%	19%-33.33%
		20	0%	5%
		3-5	0%-5%	19%-33.33%

(31)

()

I

-
-
-
-
-

(a)

(a)

(b)

(a)

(i)

(ii)

(b)

(i)

(ii)

(iii)

(iv)

(c)

(i)

(d)

(i)

-
-

()

2021

12

(1)

(2)

2022 6 30

2021

() ()
() ()
() ()

(e).

(i)

60% 20% 20%(2020 60% 20% 20%)
2021

	5.34%	4.51%	6.17%
	2.20%	2.25%	2.15%

2020

	5.40%	5.13%	5.67%

(2)

2021

10%

25%

(

)

15%
25%

<p>2018</p> <p>21 — (</p> <p>) 2021</p> <p><</p> <p>></p> <p>([2021] 9) <</p> <p>14 > (</p> <p>[2021] 1)</p> <p>2021</p> <p>2021 1</p> <p>1</p> <p>2021</p> <p>2020</p>	<p>2021 4 28</p>	

2021

2021 1 1

12

2022 6 30

2021

(a)

(i)

	2021 1 1
	39,129,351.01
	22,280,814.02
	16,848,536.99

(ii)

	2021 1 1
	13,779,344.00
	7,677,083.27
	6,102,260.73

() 2021 1 1

4.7%

	56,770,201.53	24,383,316.54
	53,735,485.58	22,991,273.12
	(14,606,134.57)	(9,211,929.12)
	39,129,351.01	13,779,344.00

	2020 12 31	2021 01 01	
	2,218,397,958.11	2,218,397,958.11	
	30,000,000.00	30,000,000.00	
	93,734,633.18	93,734,633.18	
	1,641,842,677.78	1,641,842,677.78	
	167,207,795.92	167,207,795.92	
	65,790,357.13	65,790,357.13	
	642,540.11	642,540.11	
	269,331,876.23	269,331,876.23	
	960,164,423.75	960,164,423.75	
	24,706,298.03	24,706,298.03	
	5,471,176,020.13	5,471,176,020.13	

	179,063,419.14	179,063,419.14	
	378,056,700.00	378,056,700.00	
	122,481,504.69	122,481,504.69	
	58,751,993.30	58,751,993.30	
	90,921,141.49	90,921,141.49	
		39,129,351.01	39,129,351.01
	70,805,948.35	70,805,948.35	
	10,085,751.48	10,085,751.48	
	1,289,577,568.86	1,289,577,568.86	
	24,909,397.72	24,909,397.72	
	38,844,508.26	38,844,508.26	
	4,000,000.00	4,000,000.00	
	2,267,497,933.29	2,306,627,284.30	39,129,351.01
	7,738,673,953.42	7,777,803,304.43	39,129,351.01
	27,281,031.11	27,281,031.11	
	596,644,729.89	596,644,729.89	
	184,834,605.34	184,834,605.34	


	342,954,665.51	342,954,665.51	
	113,905,019.95	113,905,019.95	
	132,426,682.17	132,426,682.17	
	148,387.10	16,996,924.09	16,848,536.99
	53,636,191.91	53,636,191.91	
	1,451,831,312.98	1,468,679,849.97	16,848,536.99
	667,910,669.88	667,910,669.88	
		22,280,814.02	22,280,814.02
	7,070,868.41	7,070,868.41	
	22,897,304.35	22,897,304.35	
	1,580,569.58	1,580,569.58	
	2,490,131.07	2,490,131.07	
	701,949,543.29	724,230,357.31	22,280,814.02
	2,153,780,856.27	2,192,910,207.28	39,129,351.01
	1,021,275,726.00	1,021,275,726.00	
	122,609,412.20	122,609,412.20	

2021

	2,181,666,118.18	2,181,666,118.18	
	65,334,625.00	65,334,625.00	
	27,503,499.14	27,503,499.14	
	141,237,938.98	141,237,938.98	
	2,106,424,953.87	2,106,424,953.87	
	5,535,383,023.37	5,535,383,023.37	
	49,510,073.78	49,510,073.78	
	5,584,893,097.15	5,584,893,097.15	
	7,738,673,953.42	7,777,803,304.43	39,129,351.01

	2020 12 31	2021 01 01
	875,104,254.57	875,104,254.57
	69,631,685.68	69,631,685.68
	658,095,241.75	658,095,241.75
	12,196,977.61	12,196,977.61
	485,355,134.31	485,355,134.31
	5,314,607.77	5,314,607.77
	712,687,893.92	712,687,893.92
	2,818,385.2	

2021



4,043,660,797.98

4,043,660,797.98

378,056,700.00

	148,387.10	6,250,647.83	6,102,260.73
	39,629,251.62	39,629,251.62	
	823,847,362.73	829,949,623.46	6,102,260.73
	667,910,669.88	667,910,669.88	
		0.00	
		0.00	
		7,677,083.27	7,677,083.27
		0.00	
		0.00	
		0.00	
	11,250,000.00	11,250,000.00	
		0.00	
		0.00	
	679,160,669.88	686,837,753.15	7,677,083.27
	1,503,008,032.61	1,516,787,376.61	13,779,344.00
	1,021,275,726.00	1,021,275,726.00	
	122,609,412.20	122,609,412.20	
	3,571,502,699.51	3,571,502,699.51	
	65,334,625.00	65,334,625.00	
	27,503,499.14	27,503,499.14	
	141,237,938.98	141,237,938.98	
	1,039,032,859.31	1,039,032,859.31	
	5,857,827,510.14	5,857,827,510.14	
	7,360,835,542.75	7,374,614,886.75	13,779,344.00

10²¹ %

		13% 6%
		7%
		5% 10% 15% 20% 25%
		3%
		2%

(a)	10%
(a)	10%
(b)	15%
(c)	15%
(c)	15%
(c)	15%
(c)	15%
(d)	15%
(e)	5% 10% 20% 25%

(a)

2010E 239

2019 4 1

16%

13%

~~180003~~ 2021
() 30
12
() GR201632002222)
() GR201932004971)

2019

2021

15%(2020

15%)

(c)

(d)

(e)

2021

	8,000,000.00	30,000,000.00
--	--------------	---------------

i 2021

8,000,000.00

--	--	--

	153,744,157.13	93,734,633.18
	153,744,157.13	93,734,633.18

	153,74 4,157.1 3	100.00 %			153,74 4,157.1 3	93,734, 633.18	100.00 %			93,734, 633.18
	153,74 4,157.1 3	100.00 %			153,74 4,157.1 3	93,734, 633.18	100.00 %			93,734, 633.18
	153,74 4,157.1 3	100.00 %			153,74 4,157.1 3	93,734, 633.18	100.00 %			93,734, 633.18

--	--

2021

--	--	--	--	--

	153,744,157.13		
	153,744,157.13		--

	846,400.00				
	846,400.00				

--	--	--

2021

	53,569,708.41	
	53,569,708.41	

--	--

i 2021 12 31 846,400.00 2020 12 31 100,000.00
 ii 2021 12 31 53,569,708.41
 (2020 12 31 16,617,500.00)

--	--

--	--	--	--	--	--	--	--	--	--

	2,149,134,328.45	100.00%	78,286,867.56	3.64%	2,070,847,460.89	1,704,951,405.64	100.00%	63,108,727.86	3.70%	1,641,842,677.78
	1,126,297,724.	52.41%	72,844,765.22	6.47%	1,053,452,959.	830,660,152.4	48.72%	56,588,159.04	6.81%	774,071,993.38

2021

	35				13	2				
	326,01 7,357.3 1	15.17 %	2,341,9 31.96	0.72%	323,67 5,425.3 5	284,74 7,855.2 3	16.70%	3,710,0 14.67	1.30%	281,037, 840.56
	696,81 9,246.7 9	32.42 %	3,100,1 70.38	0.44%	693,71 9,076.4 1	589,54 3,397.9 9	34.58%	2,810,5 54.15	0.48%	586,732, 843.84
	2,149,1 34,328. 45	100.00 %	78,286, 867.56	3.64%	2,070,8 47,460. 89	1,704,9 51,405. 64	100.00 %	63,108, 727.86	3.70%	1,641,84 2,677.78

		1,126,297,724.35	6.47%
		326,017,357.31	0.72%
		696,819,246.79	0.44%
		2,149,134,328.45	--

1	1		1,825,924,351.84
1	2		195,128,999.66
2	3		77,981,400.07
3			50,099,576.88

2021

3	4	15,918,571.28
4	5	13,581,278.77
5		20,599,726.83
		2,149,134,328.45

3 —

	63,108,727.86	17,406,678.91		-2,228,539.21	78,286,867.56
	63,108,727.86	17,406,678.91		-2,228,539.21	78,286,867.56

	17,406,678.91 (2020	2,980,284.71)	(2020)
--	---------------------	----------------	---------

	2,228,539.21
--	--------------

--	--	--	--	--	--

2,228,539.21 (2020 1,718,418.93)

--	--	--	--

2021

	374,227,769.93	17.41%	743,788.47
	302,770,093.65	14.09%	1,132,482.62
	168,200,183.15	7.83%	14,538,201.43
	148,869,002.36	6.93%	729,458.11
	119,169,151.29	5.54%	2,646,599.72
	1,113,236,200.38	51.80%	

2021

(2020)

26,820,600.00

32

--	--	--

1	135,403,737.41	95.90%	162,775,442.42	97.35%
1 2	4,563,395.39	3.23%	2,615,848.07	1.56%

2021

2 3	1,221,238.41	0.87%	1,816,505.43	1.09%
	141,188,371.21	--	167,207,795.92	--

1

2021 12 31

5,784,633.80 (2020 12 31 4,432,353.50)

	108,321,761.26	76.72%

642,50 1

()		
		642,540.11
		642,540.11

()				
-----	--	--	--	--

	54,221,636.29	49,392,464.63
	9,995,400.00	6,000,000.00
	9,066,955.75	5,428,728.90
	5,076,000.00	
	7,638,663.41	5,227,038.25
	85,998,655.45	66,048,231.78

	12	()	()	
2021 1 1	900,414.76			900,414.76

2021

2021 1 1	—	—	—	—
	503,263.18			503,263.18
2021 12 31	1,403,677.94			1,403,677.94

1 1			62,094,445.10
1 2			22,354,821.60
2 3			1,372,588.75
3			176,800.00
5			176,800.00
			85,998,655.45

	900,414.76	503,263.18				1,403,677.94
	900,414.76	503,263.18				1,403,677.94

503,263.18 (2020 233,948.47)

--	--	--

--	--

2021



--	--	--	--	--	--

(2020)

		9,995,400.00		11.62%	99,954.00
		5,087,104.93		5.92%	50,871.05
		4,235,038.65		4.92%	42,350.39
		3,000,000.00		3.49%	30,000.00
		2,451,102.76		2.85%	24,511.03
	--	24,768,646.34	--	28.80%	247,686.47

--	--	--	--	--	--

	107,316,673.46		107,316,673.46	61,653,870.15		61,653,870.15
	12,225,425.88		12,225,425.88	12,627,107.56		12,627,107.56
	1,007,145.86		1,007,145.86	194,126.95		194,126.95
	14,676,724.82		14,676,724.82	69,716,447.98		69,716,447.98
	51,563,941.94		51,563,941.94	16,035,233.00		16,035,233.00
	113,385,742.81		113,385,742.81	109,105,090.59		109,105,090.59
	300,175,654.77		300,175,654.77	269,331,876.23		269,331,876.23





	12	()	()	
2021 1 1	—	—	—	—

--	--	--	--	--	--	--	--	--

	12	()	()	

2021

2021 1 1

—

	3,764,0 58.23			-2,784, 348.15					979,71 0.08	
	12,537, 013.41			66,072. 99					12,603, 086.40	
	602,00 1.59			-99,447 .53					502,55 4.06	
	687,59 7.14			-241,99 6.43					445,60 0.71	
	4,684,1 08.41			-1,040, 952.53					3,643,1 55.88	
	2,754,6 01.89		-1,533, 133.10	-1,221, 468.79						
	5,937,6 47.22			1,226,9 28.27					7,164,5 75.49	
	4,318,2 95.39	7,350,0 00.00		-11,668 ,295.39						
	4,921,8 22.51			-203,62 8.27					4,718,1 94.24	

		850,00 0.00		-603,50 0.30						246,49 9.70	
	3.00	8.00								11.00	
	45,332, 180.57	8,200,0 08.00	-1,533, 133.10	-17,152 ,520.34						34,846, 535.13	
	30,277, 606.32			1,007,7 84.82						31,285, 391.14	
	3,517,6 49.28			-114,42 2.37						3,403,2 26.91	
	24,838, 398.58			12,069, 189.22						36,907, 587.80	
	13,505, 100.01			1,857,4 30.18			-838,24 8.89			14,524, 281.30	
	31,482, 442.74			2,434,3 06.11						33,916, 748.85	
	10,669, 155.63			1,028,9 28.25						11,698, 083.88	
	4,864,8 22.41			61,115. 49						4,925,9 37.90	

2021

5,049,7		101,84		5,151,6
52.57		8.42		00.99
	700,00	-185,37		514,62
	0.00	9.09		0.91
2,917,3	-2,920,	3,100.0		
47.92	447.95	3		
6,608,9				
63.11				

03'10

802'1

2021

	226,938,600.00	378,056,700.00
--	----------------	----------------

--	--	--	--	--	--	--

2020 12

347,497,256.51

1,743

(a)	135,000,000.00	
	40,973,531.10	40,973,531.10
(b)	34,042,687.87	24,978,695.76
" "	10,000,000.00	10,000,000.00
" " c	9,790,626.19	4,929,277.83
" "	5,000,000.00	5,000,000.00
" "	5,000,000.00	5,000,000.00
(d)	4,500,000.00	
(e)	2,766,565.55	
" "	1,600,000.00	1,600,000.00
" " (f)		30,000,000.00

2021

	248,673,410.71	122,481,504.69
--	----------------	----------------

(a)	2021 3 22		3,970	Touchscreen Technology Investment Limited			
	6.52%				3,000		
		8.26%	2021 3 30		SPIKESPACE LIMITED		
	6,530		12.25%				
(b)	2021 11 30		1,000				
(c)	2021 8 10		500				
(d)	2021 4 19		450	15%			
(e)	2021 10 27		20%		20%	1.00	
					5,000	2,000	
(f)	2021 3 22		3,000				

((3)) ()

--	--	--

	73,028,704.53	58,751,993.30
	73,028,704.53	58,751,993.30

1.	992,108.73	109,917,010.71	20,995,890.30	10,885,712.67	142,790,722.41
2.	1,286,353.75	40,237,629.50	9,639,227.42		51,163,210.67
1	1,286,353.75	34,102,397.75	8,881,978.42		44,270,729.92
2		5,015,349.31			5,015,349.31
3		1,119,882.44	757,249.00		1,877,131.44
3.	263,313.23	1,902,221.15	2,250,254.58		4,415,788.96
1	263,313.23	2,620,956.87	1,531,518.86		4,415,788.96
2		-718,735.72	718,735.72		
4.	2,015,149.25	148,252,419.06	28,384,863.14	10,885,712.67	189,538,144.12
1.	390,665.23	66,928,117.95	15,225,218.48	1,494,727.45	84,038,729.11
2.	305,521.15	27,504,212.79	6,184,549.30	544,286.94	34,538,570.18
1	305,521.15	27,504,212.79	6,184,549.30	544,286.94	34,538,570.18
3.	250,147.20	312,745.03	1,504,967.47		2,067,859.70

1	250,147.20	994,901.46	822,811.04		2,067,859.70
2		-682,156.42	682,156.42		
4.	446,039.18	94,119,585.70	19,904,800.32	2,039,014.39	116,509,439.59
1.					
2.					
1					
3.					
1					
4.					
1.	1,569,110.07	54,132,833.36	8,480,062.82	8,846,698.28	73,028,704.53
2.	601,443.50	42,988,892.76	5,770,671.82	9,390,985.22	58,751,993.30

--	--	--	--	--	--

--	--

--	--	--

2021

--	--	--

2021 34,538,570.18
 15,949,143.88 1,721,524.97 6,774,697.57 10,084,105.08 9,098.68

2021 12 31 (2020 12 31)

	220,966,669.30	90,921,141.49
	220,966,669.30	90,921,141.49

	220,966,669.30		220,966,669.30	85,027,269.63		85,027,269.63
				1,172,676.99		1,172,676.99
IPTV				4,721,194.87		4,721,194.87
	220,966,669.30		220,966,669.30	90,921,141.49		90,921,141.49

	388,23	85,027	135,93			220,96	56.92	56.92	4,868,	4,868,	4.65%	

2021

	3,200. 00	,269.6 3	9,399. 67			6,669. 30	%	%	039.73	039.73		
	388,23 3,200. 00	85,027 ,269.6 3	135,93 9,399. 67			220,96 6,669. 30	--	--	4,868, 039.73	4,868, 039.73	4.65%	--

--	--	--	--	--	--	--	--	--	--	--	--	--

1.	39,129,351.01	39,129,351.01
2.	66,383,996.63	66,383,996.63
1	66,186,626.21	66,186,626.21
2	197,370.42	197,370.42
3.	5,922,886.49	5,922,886.49
1	5,922,886.49	5,922,886.49
4.	99,590,461.15	99,590,461.15
1.		0.00
2.	35,577,342.98	35,577,342.98
1	35,577,342.98	35,577,342.98
3.	1,934,911.52	1,934,911.52
1		
2	1,934,911.52	1,934,911.52
4.	33,642,431.46	33,642,431.46
1.		
2.		
1		
3.		
1		
4.		
1.	65,948,029.69	65,948,029.69
2.	39,129,351.01	39,129,351.01

1.	34,327,044.7 2			3,100,000.00	87,814,740.1 2	12,162,063.3 0	137,403,848. 14
2.					22,824,843.4 8		22,824,843.4 8
1					2,346,036.85		2,346,036.85
2					2,402,583.34		2,402,583.34
3					18,076,223.2 9		18,076,223.2 9
3.							
1							
4.	34,327,044.7 2			3,100,000.00	110,639,583. 60	12,162,063.3 0	160,228,691. 62
1.	858,176.10			2,325,000.12	60,308,374.4 3	3,106,349.14	66,597,899.7 9
2.	686,540.88			387,500.04	8,957,682.90	2,278,904.72	12,310,628.5 4
1	686,540.88			387,500.04	8,957,682.90	2,278,904.72	12,310,628.5 4
3.							
1							

2021

4.	1,544,716.98			2,712,500.16	69,266,057.3 3	5,385,253.86	78,908,528.3 3
1.							
2.							
1							
3.							
1							
4.							
1.	32,782,327.7 4			387,499.84	41,373,526.2 7	6,776,809.44	81,320,163.2 9
2.	33,468,868.6 2			774,999.88	27,506,365.6 9	9,055,714.16	70,805,948.3 5

1.50%

--	--	--

2021 12 31 12,310,628.54
 1,257,476.44 10,330,780.30 35,830.92 686,540.88

2021 12 31 32,782,327.74 (34,327,044.72) 103,686,000.00 ((45)(a))

	10,085,751 .48	9,985,428. 78					20,071,180 .26	
	10,085,751 .48	9,985,428. 78					20,071,180 .26	

	1,114,085,408. 60					1,114,085,408. 60
	118,004,579.76					118,004,579.76
	22,250,974.64					22,250,974.64
	15,316,070.23					15,316,070.23
	15,008,803.02					15,008,803.02
	12,042,625.66					12,042,625.66
	8,520,081.59					8,520,081.59
c	6,600,000.00			6,600,000.00		
a		52,503,375.78				52,503,375.78
b		498,216.08				498,216.08
	1,311,828,543. 50	53,001,591.86		6,600,000.00		1,358,230,135. 36

2021

	22,250,974.64					22,250,974.64
	22,250,974.64					22,250,974.64

2021

	2021 12 31						
	5%	3%	2%-5%	10%-30%	14%	5%-25%	6%
	-	-	-	-	-	-	-
	39%	46%	56%	84.94%-86.09%	62%	59.27%-59.81%	45%-50%
	13.88%	13.88%	14.59%	14.62%	13.79%	13.29%	14.12%

2020

	2020 12 31						
	12%	3%	5%-6%	5%-30%	16.00%	5%-30%	5%-10%
	-	-	-	-	-	-	-
	43%	49%	58%-61%	75%-77%	48%	50%	57%-60%
	13.49%	13.49%	16.63%	17.20%	14.71%	18.35%	15.52%

182

2021

2021 12 31

2020

(a) 2021 30

(1)

(b) 2021 1

(1)

(c) 2021 7

(4)

(d)

	2021 12 31	2021 1 1
	1,114,085,408.60	1,114,085,408.60
	118,004,579.76	118,004,579.76
	52,503,375.78	-
	15,316,070.23	15,316,070.23
	15,008,803.02	15,008,803.02
	12,042,625.66	12,042,625.66
	8,520,081.59	8,520,081.59
	498,216.08	-
	-	6,600,000.00
	1,335,979,160.72	1,289,577,568.86



2021

	21,845,349.42	13,073,545.92	7,553,833.35		27,365,061.99
	3,056,856.91	940,455.33	2,349,633.86		1,647,678.38
	7,191.39		3,922.68		3,268.71

2021

		26,058,679.25	8,020,613.14		18,038,066.11
		5,738.68	159.41		5,579.27
	24,909,397.72	40,078,419.18	17,928,162.44		47,059,654.46

	69,699,533.26	7,200,690.86	61,918,178.83		6,604,138.78
	117,885,161.37	17,689,131.46	131,031,079.50		19,792,179.96
	25,989.68	2,598.97	25,989.68		2,598.97
			24,928,663.56		2,860,162.35



	-283,102.07	55,403,247.35	-3,397,171.42	38,844,508.26
	283,102.07	1,064,299.58	3,397,171.42	1,580,569.58

	6,725,999.51	8,452,437.33
	618,352,506.06	339,215,962.10
	625,078,505.57	347,668,399.43

2022	3,345,414.98	3,345,414.98	
2023	42,078,721.38	43,154,207.45	
2024	108,641,926.79	145,810,316.31	
2025	141,789,960.48	143,921,066.57	
2026	251,794,653.80		
2027	70,701,828.63		
	618,352,506.06	336,231,005.31	--

				4,000,000. 00	4,000,000. 00
				4,000,000. 00	4,000,000. 00

	14,000,000.00	27,261,810.00
	17,238.20	19,221.11
	14,017,238.20	27,281,031.11

--	--	--	--	--

(a) 2021 12 31 14,000,000.00 26,820,600.00

(b) 2021 12 31 3.95% 2020 12 31 3.85%

--	--	--

--	--	--

	478,136,662.05	359,571,388.09
	220,083,902.92	125,898,530.98
	80,799,224.68	64,002,196.87
	27,675,849.37	29,055,289.18
	7,100,464.81	4,814,478.81
	6,050,574.19	13,302,845.96
	819,846,678.02	596,644,729.89

	97,656,514.14	
	97,656,514.14	--

--	--	--

--	--	--

	116,057,649.75	184,368,255.93
	5,431,194.72	466,349.41
	121,488,844.47	184,834,605.34

--	--	--

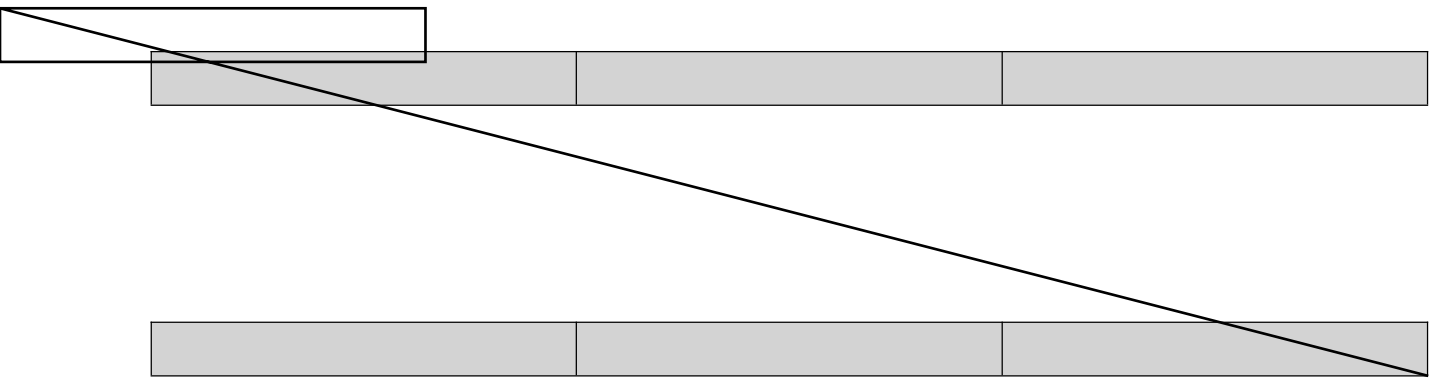
	340,920,390.59	1,338,549,177.94	1,358,954,210.49	320,515,358.04
-	2,007,674.92	104,556,566.58	100,192,811.69	6,371,429.81
	26,600.00	73,400.00		100,000.00
	342,954,665.51	1,443,179,144.52	1,459,147,022.18	326,986,787.85

2021

5	210,624.66	1,577,399.64	1,592,887.60	195,136.70
	340,920,390.59	1,338,549,177.94	1,358,954,210.49	320,515,358.04

1				

2021



30,290,367.36	24,368,389.21
26,040,637.56	15,789,939.31
13,195,281.16	65,334,625.00
7,008,234.72	7,008,234.72
5,379,564.99	9,891,299.00
4,015,117.52	3,160 ,00

--	--	--

	147,320.52	
	44,423,417.78	16,848,536.99
	185,803.52	148,387.10
	44,756,541.82	16,996,924.09

	78,352,526.44	53,610,202.23
	25,989.68	25,989.68
	78,378,516.12	53,636,191.91

	--	--	--								

	103,686,000.00	
	103,686,000.00	

(a)

(b) 2021 12 31 4.65%

	528,783,710.58	667,910,669.88
	528,783,710.58	667,910,669.88

	800,000,000	2020 12 9 6		800,000,000	667,910,669.8		185,803.52	26,987,433.63		166,114,392.93	528,783,710.58
	--	--	--	800,000,000	667,910,669.8		185,803.52	26,987,433.63		166,114,392.93	528,783,710.58

2021

(i)	()	2020	6	17	[2020]1182
			2020	12	9	A
8,000,000		100	800,000,000.00			(
	788,341,509.43	(11,658,490.57
0.5%	1.0%	1.5%	1.8%	2.0%		0.3%
			()	
110%()			2021	12	31
185,803.52			((43))		
(ii)						
130%(130%)	(

535. 2021
(2021 12 8,966,000.00

A 2,919,195

--	--	--	--	--	--

--	--	--

--	--	--

--	--	--

--	--	--

(a)	9,330,080.17	7,070,868.41	
	9,330,080.17	7,070,868.41	--

(a)

	22,897,304.35	26,872,400.00	3,913,446.00	45,856,258.35	
	22,897,304.35	26,872,400.00	3,913,446.00	45,856,258.35	--

								/
2014	11,000,000.00						11,000,000.00	
	5,019,526.56			3,035,668. 21			1,983,858.35	
	3,000,000.00						3,000,000.00	
	2,000,000.00	500,000.0 0					2,500,000.00	
	1,000,000.00						1,000,000.00	
2020	350,000.00			350,000.0 0				
	250,000.00			250,000.0 0				

2021

	250,000.00			250,000.00				
	27,777.79			27,777.79				
2021		16,000,000.00					16,000,000.00	
2021		9,414,400.00					9,414,400.00	
		958,000.00					958,000.00	



3,738,864.45

2,490,131.07



3,738,864.45

2,490,131.07

2021

(a) (55)(a) 2021 74,131,719.75
 8,119,575.00 2021 8 27
 (2021) 0868

2018 2021 3,734,970.00

(b) [2020]1182 2020 12 9 8 A
 2021 12 31 12,919,195
 183,689,078.31

(c) 528,300.00 2021
 2 26 (2021) 0233

(46) “ ” 2020 6 17 [2020]1182
 “ ” 8,000,000 100 2020 12 9 A
 11,658,490.57 788,341,509.43 “ ” 800,000,000.00
 0.3% 0.5% 1.0% 1.5% 1.8% 2.0%
 “ ”

110%

		122,609,41				30,493,880		92,115,531
		2.20				.38		.82
		122,609,41				30,493,880		92,115,531
		2.20				.38		.82

	1,839,176,371.87	391,141,998.87	68,566,086.09	2,161,752,284.65
	342,489,746.31	125,283,742.08	105,068,101.23	362,705,387.16
	2,181,666,118.18	516,425,740.95	173,634,187.32	2,524,457,671.81

(a)	2020		2021
	8,119,575.00	66,012,144.75	
2018			2021
	36,372,674.58		3,734,970.00
		2017	50
	163,500.00	8.532 /	2018
		364,800	64
		5.366 /	3,352,498.80
	528,300	2,824,198.80	
	2021 2 26	(2021) 0233	
(53)	2021		183,689,078.31
	2021	2018	40%
	40%	2020	2018
2018			30%
		2020	
897,000.00	9,386,806.00	68,610,408.75	-
			-
			6,325,801.83
			19,848,084.65
2021		()
		49,275,470.24	14,021,576.26
2,444,840.79			
(b)	2021		130,357,949.23
	124,502,480.56	5,855,468.67	
781,261.52			

2021

	65,334,625.00	107,396,608.62	52,139,343.84	120,591,889.78
	65,334,625.00	107,396,608.62	52,139,343.84	120,591,889.78

2021

107,396,608.62

2021 4 20
1,319,361.00

(55)(a)

2021

3,352,498.80

2021
40%

2018
2020

40%

2018

30%

8,160,833.06

37,526,300.98

1,780,350.00

	27,503,499.14	-151,118,100.00			-15,111,810.00	-136,006,290.00		-108,502,790.86
	27,503,499.14	-151,118,100.00			-15,111,810.00	-136,006,290.00		-108,502,790.86
	27,503,499.14	-151,118,100.00			-15,111,810.00	-136,006,290.00		-108,502,790.86

--	--	--	--	--

	141,237,938.98	51,339,544.14		192,577,483.12
	141,237,938.98	51,339,544.14		192,577,483.12

10%

50%

2021 10% 51,339,544.14 (2020 10% 34,063,826.52)

	2,106,424,953.87	1,493,659,028.08
+ -		9,716,915.92
	2,106,424,953.87	1,503,375,944.00
	846,881,629.38	707,097,839.17
	51,339,544.14	34,063,826.52
	121,586,435.52	68,046,889.10
		1,938,113.68
	2,780,380,603.59	2,106,424,953.87

- 1)
- 2)
- 3)
- 4)
- 5)

	4,639,449,467.87	2,625,219,591.47	3,386,979,761.83	1,833,815,317.83
	4,639,449,467.87	2,625,219,591.47	3,386,979,761.83	1,833,815,317.83

	1	2		
	2,548,604,560.65			2,548,604,560.65
	850,293,193.29			850,293,193.29
	1,016,508,162.35			1,016,508,162.35
	224,043,551.58			224,043,551.58
	4,639,449,467.87			4,639,449,467.87

	189,215,150.47	181,341,709.80
	49,617,712.53	20,146,274.12
	39,474,111.54	36,250,107.99
	20,331,094.47	40,796,271.58
	15,740,895.94	10,701,855.04
	15,437,966.19	14,801,660.12
	5,983,569.97	4,722,903.29
	18,088,557.24	7,823,837.55
	353,889,058.35	316,584,619.49

	463,432,045.86	301,262,273.67
	42,931,062.48	23,660,292.90
	17,693,062.89	7,714,172.62
	16,068,227.58	5,806,321.75
	6,109,289.96	3,303,914.98
	3,662,563.62	2,343,847.50
	3,242,584.81	5,186,441.09
	2,361,258.81	3,399,924.55
	16,794,059.06	10,739,392.00
	572,294,155.07	363,416,581.06

	27,776,737.11	3,216,331.19
	2,618,156.27	

2021

	-4,868,039.73	
	-790,000.00	-1,690,000.00
	24,736,853.65	1,526,331.19
	-268,796.08	-350,881.48
	-33,149,815.87	-46,114,665.06
/()	418,302.38	-197,874.19
	905,240.14	531,739.93
	-7,358,215.78	-44,605,349.61

	60,230,000.00	94,250,000.00
	23,887,500.00	28,667,500.00
	3,035,668.22	4,980,473.44
	2,470,000.00	
2021	2,000,000.00	
2021	1,250,000.00	
(2)	1,512,608.93	2,046,240.42
2019	1,000,000.00	
2021	701,500.00	
2021	611,500.00	
2021	600,000.00	
2021	590,000.00	
2021	577,000.00	
2020	500,000.00	
2020	350,000.00	
		5,600,000.00

2020		3,102,100.00
		1,060,000.00
		1,030,000.00
2020		1,500,000.00
		1,000,000.00
2020		1,578,000.00
		1,000,000.00
2018		1,000,000.00
	13,380,521.18	13,567,691.47
	112,696,298.33	160,382,005.33

	-7,957,498.53	-1,858,385.09
	7,906,243.20	
	25,223,201.44	
	750,000.00	750,000.00
	442,675.90	132,305.17
	26,364,622.01	-976,079.92

--	--	--

	-1,067,819.33	-494,894.39

2021

	-1,067,819.33	-494,894.39
	-1,067,819.33	-494,894.39

	-503,263.18	-233,948.47
	-17,406,678.91	2,980,284.71
	-17,909,942.09	2,746,336.24

	618,409.90	-2,903,487.65
	618,409.90	-2,903,487.65

--	--	--

	118,706.12	120,347.34	118,706.12
	52,237.29	40,835.76	52,237.29
	347,752.05	223,465.72	347,752.05
	518,695.46	384,648.82	518,695.46

2021

								/
						98,050.68		
							83,654.49	
							26,187.70	

	4,189,500.00	12,798,409.73	4,189,500.00
	1,067,902.00	595,661.31	1,067,902.00
	5,257,402.00	13,394,071.04	5,257,402.00

	40,823,638.28	88,521,937.56
	-1,181,937.57	8,034,328.68
	39,641,700.71	96,556,266.24

2021

	881,510,508.79
/	220,377,627.20
	-62,060,223.63
	-4,674,421.12
	17,202,514.75
	-13,493,392.66
	64,778,903.66
	-79,583,397.32
	-69,688,182.37
	-30,856,363.83
	-2,361,363.97
	39,641,700.71

57

	135,051,349.52	151,699,939.35
	62,279,927.35	61,080,779.06
	33,587,134.83	5,918,856.92
	18,438,975.02	33,948,588.82
	616,548.13	574,347.20
	249,973,934.85	253,222,511.35

--	--	--

	140,898,395.70	93,379,255.36
	80,449,317.71	57,760,333.63
	69,887,607.52	31,888,092.77
	59,232,539.44	44,620,581.33
	36,604,252.56	7,204,066.69
	32,746,795.48	24,933,323.52
	24,089,948.29	23,770,137.89
	22,294,548.98	59,420,968.59
	4,189,500.00	12,798,409.73
	1,973,142.14	907,418.35
	472,366,047.82	356,682,587.86

	921,690.06	2,000,000.00
	21,789,552.44	
	22,711,242.50	2,000,000.00

	5,076,000.00	
	3,560,561.64	1,573,883.61
	4,206,801.61	
	12,843,363.25	1,573,883.61

	26,000,000.00	7,000,000.00

2021

	26,000,000.00	7,000,000.00
--	---------------	--------------

	26,067,375.00	5,236,000.00
	107,396,608.62	
	18,243,244.00	
	35,827,268.75	
	187,534,496.37	5,236,000.00

1	--	--
	841,868,808.08	714,434,060.13
	17,291,532.19	157,151.41
	34,529,471.50	21,716,629.78
	35,577,342.98	
	11,624,087.66	9,583,267.98
	17,928,162.44	11,060,413.53
	-152,360.69	1,328.52
	-52,237.29	-40,835.76
	1,067,819.33	494,894.39
	11,234,315.18	-9,147,619.24
	-26,364,622.01	976,079.92

	-3,721,611.92	9,124,381.62
	2,539,674.35	-1,090,052.94
	-30,672,339.97	62,050,562.40
	-1,118,474,837.96	-661,114,997.63
	243,184,236.55	152,529,533.46
	126,444,503.23	77,436,913.00
	163,851,943.65	388,171,710.57
2	--	--
	76,400,986.80	28,187,500.00
3	--	--
	1,388,350,361.72	1,614,839,765.16
	1,614,839,765.16	1,849,092,423.76
	-226,489,403.44	-234,252,658.60

	--
	21,789,552.44
	--
	4,574,398.27
	17,215,154.17
	--
	-21,789,552.44

	5,682,701.00
	--
	5,682,700.00
	1.00
	8,018,529.08
	--
	3,811,726.47
	4,206,802.61
	--
	-2,335,828.08

	9,480.21	13,380.39
	1,385,078,866.92	1,614,826,384.77
	3,262,014.59	
	1,388,350,361.72	1,614,839,765.16
	1,388,350,361.72	1,614,839,765.16

	578,143,956.43	(1)
	32,782,327.74	(2)
	220,966,669.30	(2)

2021

	26,820,600.00	(3)
	858,713,553.47	--

2021 01 22

315,000,000.00

220,966,669.30

32,782,327.74 (34,327,044.72)

2021 12 31

14,000,000.00

26,820,600.00

	--	--	
	532,181.66	6.3757	3,393,030.61
	--	--	
	53,931.99	6.3757	343,854.19
	--	--	



2021	04	73,480,500	50.68%	2021	04	34,675,846	6,676,694.
	30	.00			30	.12	27
2021	07	12,483,583	64.70%	2021	07	3,434,851.	
	01	.74			01		

,000

--	30,000,000.00	6,000,000.00
--		
--	-300,000.00	
--		
--		
--	43,780,500.00	6,483,583.74
--		
	73,480,500.00	12,483,583.74
	-20,977,124.22	-11,985,367.66
/	52,503,375.78	498,216.08

2021

	4,574,398.27	4,574,398.27	17,458,716.67	17,458,716.67
	40,251,214.41	40,251,214.41	2,194,740.03	2,194,740.03
	1,353,215.68	1,353,215.68		
	1,763,210.71	1,763,210.71	113,920.73	113,920.73
	18,076,223.25	18,076,223.25		
	6,000,000.00	6,000,000.00		
	197,370.42	197,370.42		
	371,39-			

2021

	6,483,583.74	6,483,583.74	0.00		0.00

--	--	--	--	--	--	--	--	--

--	
--	
--	
--	
--	

--	--	--	--	--	--	--	--	--	--	--	--	--	--

	1.00	100.00 %		2022 03 31		1.00	0.00%	0.00	0.00	0.00	0	
	15,678 ,100.0 0	100.00 %		2022 07 01		6,671, 700.19	0.00%	0.00	0.00	0.00		

2021 3 31
100%

1

2021 7 6

1500

6%

2021 3 10
800

5,000

80% 20%
2021 12 31

2021

2021 4 14 1,000
100% 2021 12 31

2021 8 31 1000 2021 12 31 70% 30% 500

2021 9 13 100%
1,000 2021 12 31

2021 11 17 1000 2021 12 31 70% 30%

2021 12 31 100%
1,000 2021 12 31

2021 4 6 100%

2021 7 6 34%

2021

				90.00%		
				99.996%	0.004%	

				100.00%		
				100.00%		
				60.00%	2.00%	
				100.00%		
				51.00%	2.80%	
				53.66%	1.65%	
				51.00%	2.80%	
				51.00%	2.80%	
				100.00%		
				81.00%		
				51.00%	2.80%	
				100.00%		
				70.00%		
				100.00%		
				100.00%		

					100.00%	
					100.00%	
			()		100.00%	
(1)					73.48%	
					100.00%	
					100.00%	
					51.82%	

				40.00%	13.30%	
(1)	(64.70%	
					62.00%	
					62.00%	
					62.00%	
					62.00%	
					62.00%	

5)						
5)					62.00%	
(5)					62.00%	
					55.31%	
5)					38.72%	
5)					38.72%	
					53.80%	
			;		55.31%	
			;		62.07%	
			;		72.00%	

2021

5)					49.66%	
					20.00%	
					67.50%	
					56.00%	

	10.00%	26,259,568.49	9,000,000.00	84,678,151.84

	1,122, 380,92 1.89	50,758 ,244.6 5	1,173, 139,16 6.54	302,01 7,007. 94	3,458, 000.00	305,47 5,007. 94	880,76 1,220. 46	50,975 ,678.2 6	931,73 6,898. 72	218,79 6,213. 13	2,000, 000.00	220,79 6,213. 13

	848,067,47	229,670,12	229,670,12	139,290,01	590,659,10	231,105,97	231,105,97	231,105,97	235,706,99

2021

3.53 7.

	11,635,869.22	7,164,575.49	11,569,796.23	5,937,647.22
--				
--				
--	967,217.18		967,217.18	
	12,603,086.40	7,164,575.49	12,537,013.41	5,937,647.22
	13,725,236.62	44,016,316.42	4,633,227.27	27,919,787.12
	265,128.54	-2,646.71	36,560.37	-13,882.34
	6,328.70	956,789.55		179,738.60
	-35,804.56	2,767,990.64	586,540.32	2,775,897.08
	-35,804.56	2,767,990.64	586,540.32	2,775,897.08

	/					/				
	454,787,0	42,808,69	107,521,2	60,533,99	19,676,03	170,402,2	9,573,515	108,181,7	116,953,7	
	71.35	3.37	08.85	6.84	9.65	91.98	.94	38.80	86.09	
	16,237,68	14,928,61	34,341,92	497,187.3	1,908,476	25,984,94	2,072,987	20,605,44	131,512.8	
	5.77	3.88	7.46	4	.24	8.75	.00	4.52	5	
	471,024,7	57,737,30	141,863,1	61,031,18	21,584,51	196,387,2	11,646,50	128,787,1	117,085,2	
	57.12	7.25	36.31	4.18	5.89	40.73	2.94	83.32	98.94	

2021

	13,225,10	19,338,60	50,397,95	14,006,58	11,645,07	16,340,11	3,420,773	46,711,25	96,813,75
	3.48	5.16	0.62	3.28	7.04	6.15	.90	1.21	9.12
	23,585,50		10,609,76			11,131,27		10,996,45	
	0.00		3.64			6.94		8.35	
	36,810,60	19,338,60	61,007,71	14,006,58	11,645,07	27,471,39	3,420,773	57,707,70	96,813,75
	3.48	5.16	4.26	3.28	7.04	3.09	.90	9.56	9.12
	434,214,1	38,398,70	80,855,42	47,024,60	9,939,438	168,915,8	8,225,729	71,079,47	20,271,53
	53.64	2.09	2.05	0.90	.85	47.64	.04	3.76	9.82
	14,936,96	15,359,48	15,362,53	4,702,460	2,403,356	24,475,90	3,290,291	13,505,10	2,027,153
	6.89	0.84	0.19	.09	.31	6.32	.62	0.01	.98
--									
--									
	16,348,42	21,548,10	-838,248.	29,214,2. 4					
--	4.25	6.96	89						

2021

	1,659,696	30,172,97	16,775,78	24,343,06	-33,876,9	17,021,98	3,403,468	14,821,04	17,921,89
	.53	3.05	1.45	1.10	52.21	8.91	.09	1.32	3.73
			1,480,789						
			.00						

	/	/
	--	--
	15,078,873.24	26,857,519.94
	--	--
--	-18,445,521.60	-10,938,697.70
--	-18,445,521.60	-10,938,697.70
	--	--
	25,693,470.59	33,627,690.92
	--	--
--	-672,890.08	699,353.14
--	-672,890.08	699,353.14

--	--	--	--

2021

2021 12 31

	--	--	--	--
1.			256,673,410.71	256,673,410.71
	226,938,600.00			226,938,600.00
	226,938,600.00		256,673,410.71	483,612,010.71
			3,738,864.45	3,738,864.45
			3,738,864.45	3,738,864.45
	--	--	--	--

--	--	--	--	--	--

1

3

()	
()	
()	
()	
	10%

/

		63,591,143.55	65,000,000.00		33,480,370.13
		31,132,075.28			
		10,196,965.84			5,919,418.38
		6,792,452.64			3,199,528.21
		6,694,884.87			
		5,660,377.28	4,000,000.00		3,018,867.79

2021

		3,372,177.93	20,000,000.00		
		2,394,559.51			
		188,679.25			
		137,704.37			
		26,836.84			
					13,016,388.11
					4,047,169.83
					3,630,483.72
					1,886,792.40

/

		413,921,513.28	363,074,336.26
		367,551,262.77	326,762,983.32
		24,870,676.57	20,726,108.49
		10,732,790.86	
		6,203,034.58	14,082,935.88
		2,536,210.13	
		2,287,195.46	
		2,284,374.91	2,252,972.59
		1,028,301.89	
		617,499.30	315,063.00
		396,148.28	155,660.38
		339,107.80	12,138,636.10
		151,819.86	193,003.89
		96,068.86	3,863,994.99
		33,609.73	308,635.36
		6,327.43	17,782,851.63

2021

	5,076,000.00	2021 08 31	2024 08 08	

Ä



17,508.53



У и е с т

	10,732,790.86	52,590.68		
	6,599,784.51	61,195.48		
	2,676,456.71	11,301.21	1,621,481.21	3,584.74
	1,594,573.75	214,524.26	4,993,450.00	33,915.93
	1,090,000.00	568.59		
	283,842.81	3,643.12		
	269,384.19	1,068.96		
	153,406.95	608.74		
	5,087,104.93	50,871.05		
	311,868.36	3,118.68		
	286,499.36	2,864.99		
	199,225.48		134,850.34	
	60,000,000.00		97,000,000.00	
	24,010,961.26		17,912,335.31	
	479,245.20			
	50,000.00		267,507.11	
			4,020,000.00	

	0.00
	105,068,101.23
	3,352,498.80
	2018 12 48
	2021 12 31 2018 5.366 / 12 48 2020 9.25 12 48 12 48 / 1.64

(a)

(a)2018

2018 9 3 2018 < 2018
 () > < 2018
 > 2018 10
 16
 2018 308
 12,484,000 A 1 8.23 160

2018 10	3.						
2,500,502	A					19 1 2	
2019							9
2020			2020 年				
2020 3			680,468.8			10	
			2018				
8.149 /	5.366 /						
16.369 /	10.846 /	2020	64				
		364,800	5.366 /	202			
/		(20%)					
24		/	(40%)		24		
	36		/	(40%)		36	
		48					

(2)2020

2020 7 27	2020	< 2020	()>
< 2020	>		
2020 7 27	2	650,000	A
A	1 699	27,540,000	
1	9.25	2020	
2021 7 23			
2021 7 23	108	2,400,000	

2021

25%

A

Black-Scholes

/ / 2021 12 31 /
2021
130,357,949.23 (2020 89,733,085.90)

2021 12 31 / 1.64

--	--	--	--

	124,518,372.72
	124,518,372.72

2022 3 25

10.62

2021 12 31

13.02

2.4

--	--	--	--

--	--	--

--	--	--	--	--	--	--

	2,497,570,295.14	1,420,143,854.40	848,067,473.53	-126,332,155.20	4,639,449,467.87
	1,448,366,793.10	896,417,848.82	400,290,719.74	-119,855,770.19	2,625,219,591.47

	891,94 9,364.3 3	100.00 %	57,082, 254.84	6.40%	834,86 7,109.4 9	707,80 1,851.0 8	100.00 %	49,706, 609.33	7.02%	658,095, 241.75
	891,94 9,364.3 3	100.00 %	57,082, 254.84	6.40%	834,86 7,109.4 9	707,80 1,851.0 8	100.00 %	49,706, 609.33	7.02%	658,095, 241.75

	891,949,364.33	57,082,254.84	6.40%
	891,949,364.33	57,082,254.84	--

1	1	704,448,489.10
1	2	106,308,917.55
2	3	32,067,243.81
3		49,124,713.87
3	4	15,181,458.62
4	5	13,343,528.42
5		20,599,726.83
		891,949,364.33

	49,706,609.33	9,236,168.83		-1,860,523.32		57,082,254.84
	49,706,609.33	9,236,168.83		-1,860,523.32		57,082,254.84

--	--	--	--

	1,860,523.32

--	--	--	--	--	--

	168,200,183.15	18.86%	14,538,201.43
	119,169,151.29	13.36%	2,646,599.72
	68,172,717.04	7.64%	501,090.99
	67,611,415.78	7.58%	191,062.56
	65,638,331.53	7.36%	85,518.35
	488,791,798.79	54.80%	

	923,691,034.89	485,355,134.31
	923,691,034.89	485,355,134.31

--	--	--

--	--	--	--	--

()		
-----	--	--

()				
-----	--	--	--	--



882,943,485.35

	825,642.75	293,311.94				1,118,954.69
	825,642.75	293,311.94				1,118,954.69

--	--	--	--	--

--	--	--

--	--	--	--	--	--

		250,323,492.72	1	27.07%	
		176,235,120.51	1	19.06%	
		165,615,159.58	1	17.91%	
		59,595,134.22	1	6.44%	
		56,109,282.75	1	6.07%	
	--	707,878,189.78	--	76.55%	

--	--	--	--	--

	4,155,616,167. 21		4,155,616,167. 21	4,007,445,544. 44		4,007,445,544. 44
	38,449,966.63		38,449,966.63	36,215,253.54		36,215,253.54
	4,194,066,133. 84		4,194,066,133. 84	4,043,660,797. 98		4,043,660,797. 98

	()					()	
	95,114,526.7 6				153,655.74	95,268,182.5 0	
	4,257,017.78				1,443,960.51	5,700,978.29	
	15,290,749.3 8					15,290,749.3 8	
	4,319,676.00					4,319,676.00	
	10,405,815.4 2	120,000,000. 00			6,594,659.22	137,000,474. 64	
	1,237,099.00	24,500,000.0 0				25,737,099.0 0	

2021

462,223.45

2,696,877.19

	30,277, 606.32			1,007,7 84.82						31,285, 391.14	
	30,277, 606.32			1,007,7 84.82						31,285, 391.14	
	36,215, 253.54			2,234,7 13.09						38,449, 966.63	

	1,940,324,517.74	1,104,658,425.96	1,535,876,792.38	849,326,369.04
	25,014,593.54	25,014,593.54	18,580,377.57	18,580,377.57
	1,965,339,111.28	1,129,673,019.50	1,554,457,169.95	867,906,746.61

	1	2	

2021

	1,940,324,517.74			

	30	30%	30
30%	30	40%	

			462,769,348.90	375,258,383.76
2022	70,883,881.77	2023	16,627,083.38	2024



2021

	8,058,603.89	
	112,015,005.28	
	-273,243.06	
	-625,143.43	
	25,223,201.44	
	-3,816,464.75	
	-1,040,947.91	
	12,179,636.27	
	3,159,431.55	
	124,201,943.64	--

1 —

		2011 10
		13
		[2011]100
		13%
	1,512,608.93	2019 4 1
		16%
		3%

2021

--	--	--

		/	/
	14.52%	0.83	0.81
	12.39%	0.71	0.69